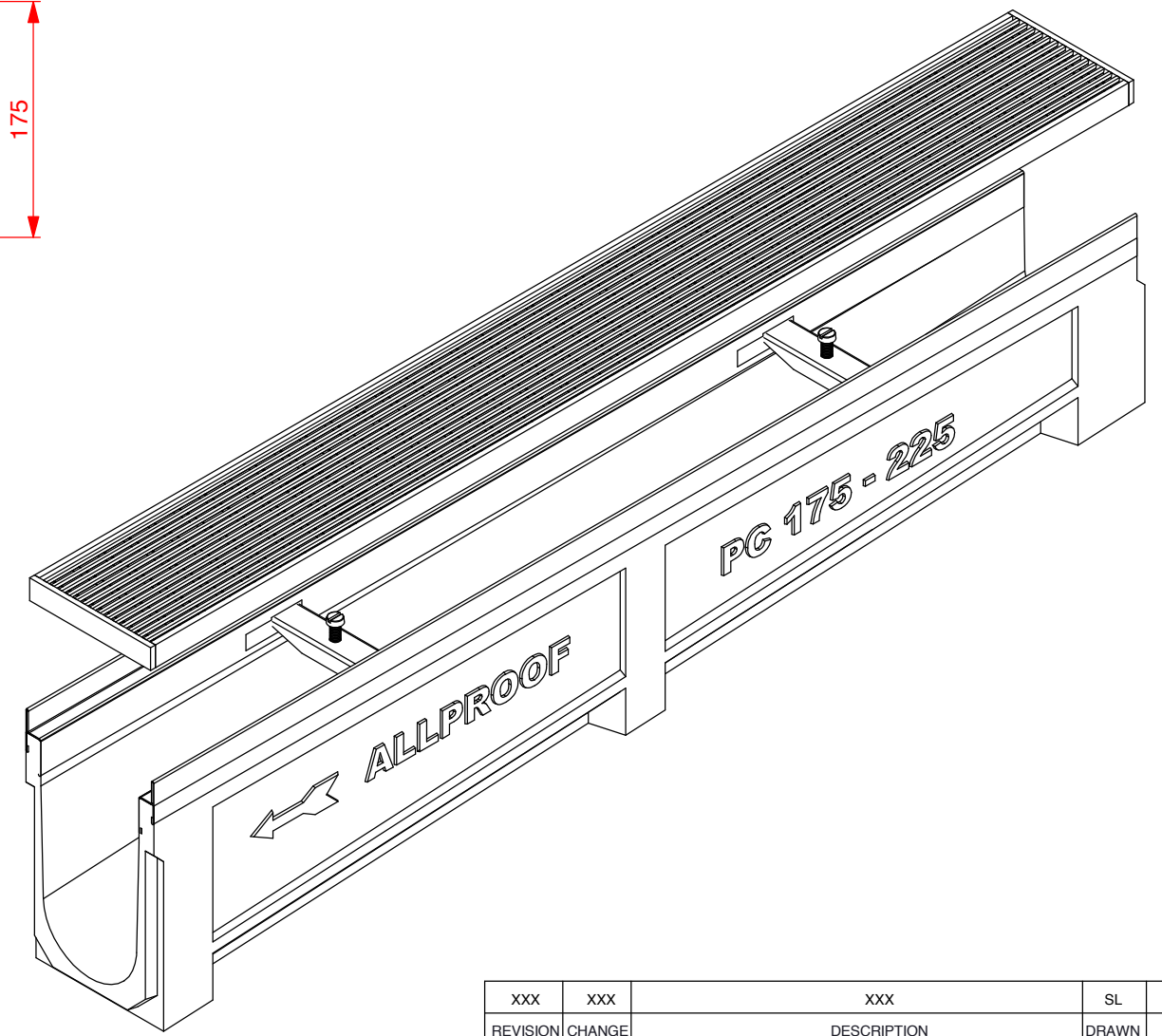
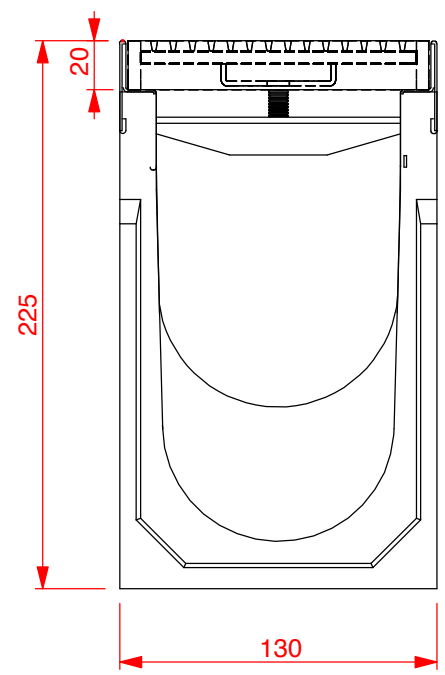

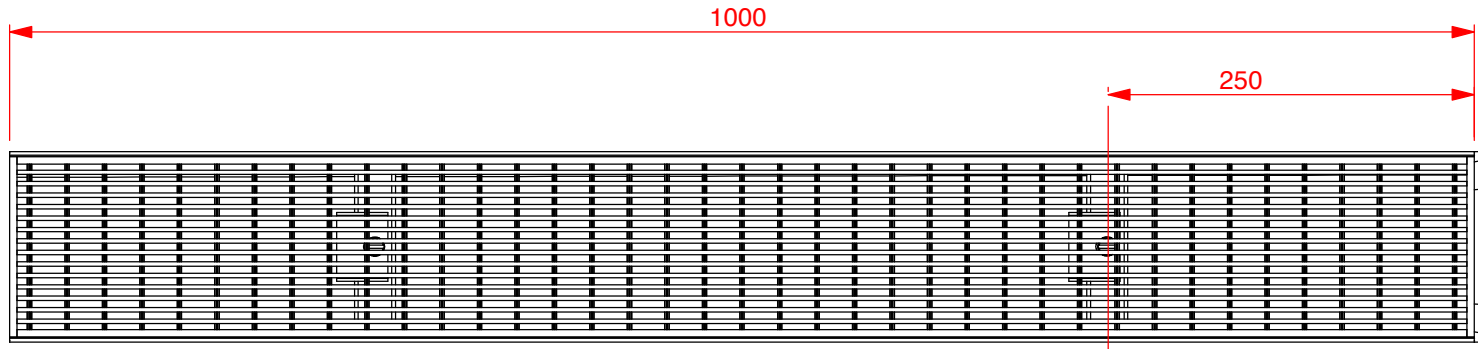


DESCRIPTION	
CODE	FINISH
PC175-225SSWW	STAINLESS STEEL



REVISION	CHANGE	DESCRIPTION	SL	DATE
XXX	XXX	XXX	SL	XXX

DO NOT SCALE DRAWING		TITLE
REQUESTED	DATE	175-225MM SS EDGE JOINER WEDGE WIRE GRATE
XXX	XXX	
DRAWN	DATE	APPLICABLE STANDARD(S):
S.L.	XXX	
APPROVED	DATE	DRAWING REF NUMBER
MATERIAL		SCALE (UOS) 1:5
PC, SS STEEL		
TOOL NUMBER	0.0	SHEET 1 OF 9
PART WEIGHT(GRAMS)	0.0	
FILE	S/CAD FILES/2016/DIVERSE/ASSEM PC175-225	
A3	UNITS = MM	

DISCLAIMER - THE DESIGN SUGGESTION IS PROVIDED FOR EVALUATION PURPOSES ONLY.
IT IS NOT TO BE CONSIDERED A FULL DESIGN AS WE ARE NOT THE CONSULTING ENGINEERS, WE ARE MANUFACTURERS. WE ARE NOT PRIVY TO ALL THE INFORMATION PERTAINING TO THIS MATTER AND WE HAVE NO CONTROL OVER THE PROJECT INSTALLATION OF THE PRODUCT. THE DESIGN SUGGESTION IS PROVIDED WITHOUT OBLIGATION. DESIGN IS TO BE CONFIRMED AND APPROVED BY THE ARCHITECT, HYDRAULICS ENGINEER, OR PROJECT MANAGER. ACCURATE MEASUREMENTS SHOULD BE CONFIRMED BY THE PERSON APPROVING THE DESIGN. ALLPROOF ACCEPTS NO LIABILITY FOR THE IMPROPER USE OF THE DESIGN SUGGESTION.